



WHITE RIBBON RIDE 2017 REGISTRATION OF INTEREST

I would like to register our interest in hosting the White Ribbon Ride 2017 in our community.
Please return the Registration of Interest form as soon as possible.

Name	
Organisation	
Town/City	
Contact Person	
Phone Number	
Email	
Organisations that might partner with this project	
Description of activity that you propose <small>(you may not know this yet – can be completed later, but please send the form in now)</small>	

Please email your registration of interest to: ride@whiteribbon.org.nz.
 Or post to White Ribbon Campaign, 81 Otaihanga Road, Paraparaumu, 5036.
 This form is also available at www.whiteribbon.org.nz.

Please note this is a guide only. If you are unsure of the activity or event or just wish to participate with other organisations or individuals in supporting an event, please indicate so we can put you in touch with the local organisers.

2017 EVENT RUN SHEET

EMAIL TO: ride@whiteribbon.org.nz

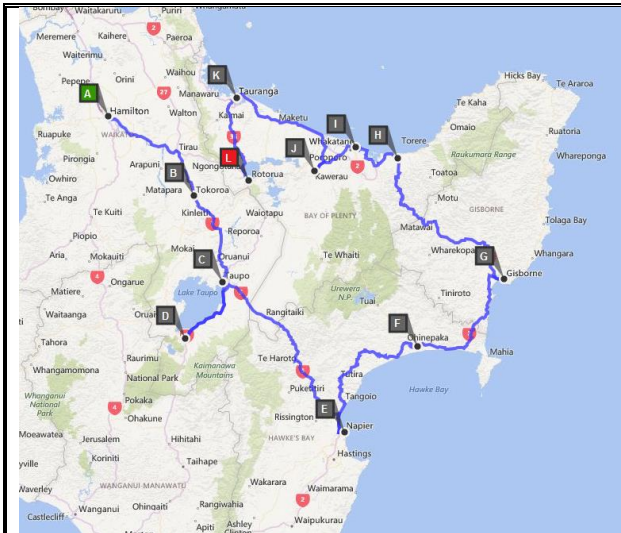

To be completed one month prior to ride



TOWN/CITY	
DATE	
TIME (note there can be an event start time & a riders arrival time).	
EVENT LOCATION Please be specific providing the address & any special instructions i.e. which entrance the riders are to take. If possible, please provide a warden on the day to stand on the street and direct the riders into the event.	
CONTACT NAME AND ORGANISATION (ON THE DAY)	
CONTACT CELL PHONE NUMBER (ON THE DAY)	
EVENT ORGANISED BY (If different from above)	
POLICE ESCORT Have you contacted the Police to request a police escort for the riders? This adds great impact to their arrival. If organised, please note where the riders should expect to see the police vehicle/s (e.g. by the Welcome to Dannevirke sign on the left shoulder of the road).	
BIKE PARKING Please allow space for parking the motorbikes. Surface for parking must be hard and flat. If your event involves children, please be aware that the bikes will be very hot on arrival. Please list instructions for the riders as to where they should park.	
VAN Sign-written vans travel with the Ride – please note here where this might be parked – consider it a rolling billboard.	
BANNER To assist with publicity, the Ride travels with a canvass banner – please think about where this could be put up.	
PROGRAM Tell us about how the event will run, including how long you would like the riders to speak for and any activities that you have planned. You may include a separate run-sheet if applicable.	
SPECIAL GUESTS List here any local dignitaries that will be in attendance so the riders can acknowledge them e.g. Mayor or MP.	
WHO IS THE LIKELY AUDIENCE? Please advise who the likely audience is to help the riders with their messaging, e.g. if this is a school audience, boys/girls/age range, etc.	

<p>GUIDANCE COUNSELLOR <i>The riders always adjust their messaging to be age appropriate. On occasions, a child or adult may need help as a result of being part of the event. Please consider having someone present who is trained to help.</i></p>	<p>Will there be a guidance counselor/social worker present?</p>
<p>REFRESHMENTS <i>While never expected, refreshments for the riders are always welcomed & appreciated. Fresh fruit and water is ideal to keep the riders hydrated and healthy. If your event falls during a main meal time (breakfast, lunch, dinner) and you would like to provide this, please note here the details so we can incorporate this into the Riders meal-plan.</i></p>	
<p>WET WEATHER PLAN <i>Do you have an alternative venue plan? Please list the address here and any alternative arrangements for entrance and parking.</i></p>	
<p>ANY OTHER DETAILS <i>Is there anything else you would like us to know?</i></p>	
<p>MEDIA <i>Will you contact your local media (Newspaper, Radio, Online News Websites, What's On Guides etc.)? Please advise who you are contacting. Please list.</i></p>	
<p>PRESS RELEASES <i>We will be creating local press releases. These should be in addition to your contacts in your local community. Please advise who could participate in the local media release?</i></p>	<p>Name:</p>
	<p>Email:</p>

We are currently working on the Ride schedules for 2017. The draft schedule will be available shortly via our website and emailed out to all organisers that indicate they are interested in having the 2017 Ride. You will need to find the map icon on the White Ribbon Ride Page and click on the icon shown. In the meantime, to give you an indication of what has happened previously, the maps below show where the Riders visited in 2016.



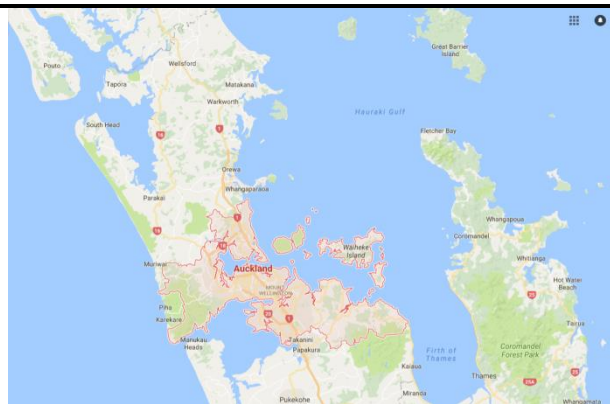
Hauraki

Launched in Hamilton, the ride made its way to Napier and then up the East Coast to Rotorua.



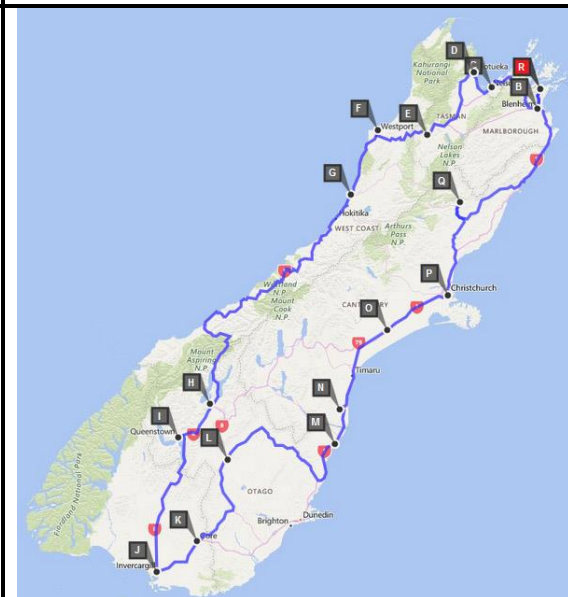
Lower North Island

Launched in Palmerston North, the ride travelled through to Wellington, up through Masterton to Hastings/Napier and ended in Whanganui.



Auckland

The Auckland Ride was an Auckland only ride.



South Island

The ride began in Picton and travelled down the WestCoast to Invercargill, back through Central Otago and then up to Christchurch.